

ASPHER Report: COVID-19 Situation Reporting across Europe

Week of January 17th, 2022

Authors: Rok Hrzic^{1,2,3}, Katarzyna Czabanowska^{1,3}, John Middleton^{3,4*}

¹ Maastricht University, the Netherlands

² ASPHER Young Professional

³ ASPHER COVID-19 Task Force

⁴ ASPHER President

* Corresponding Author: john.middleton@aspher.org

This is ASPHER's weekly surveillance report. We hope it is complementary to other resources such as ECDC and Our World in Data, where the reader can go for more detailed information. Please give us your feedback: is the presentation helpful to you and your colleagues? What other information would you like to see in it?

Key messages

- The overall epidemiological situation in the EU/EEA region is characterised by a high overall case notification rate which has increased rapidly in the past three weeks and an elevated but stable death rate. Sixteen countries reported increasing hospital or ICU admissions or occupancy. ([link](#))
- According to data collected by the ECDC, Omicron is the dominant variant in Austria, Belgium, Cyprus, Denmark, France, Greece, Iceland, Ireland, Lichtenstein, Lithuania, Luxembourg, Malta, the Netherlands, Norway, Portugal, Slovenia, Spain, and Sweden. ([link](#))





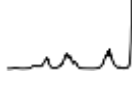

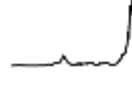
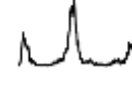
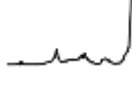



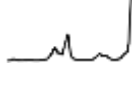

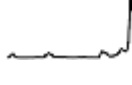





ASPHER is concerned about speculative talk about the 'end of the pandemic'. Pandemic is not defined by politicians, or by journalists. The pandemic is defined by the World Health organisation and is "an epidemic occurring worldwide, or over a very wide area, crossing international boundaries and usually affecting a large number of people". We are still in the midst of the pandemic. We are also concerned at the misuse of the term endemic suggesting the COVID-19 is somehow less serious. We will not come out of the pandemic until we seriously address the problem globally. We need global solidarity, commitment to [international preparedness](#) and [increased global production of vaccines](#).






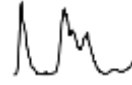






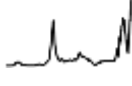





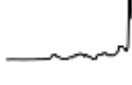

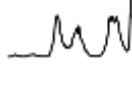


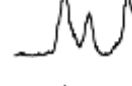




ASPHER is concerned that many countries are relaxing protections, at a time when there is still a very large circulating virus, outbreaks affecting young children and disrupting education, and uncertain threats in terms of long COVID manifestations and late serious illness such as strokes and cardiac events. Hospital services continue to be confronted by high levels of serious infection, although intensive care services seem to be affected to different levels.









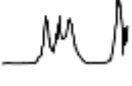
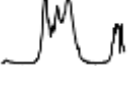
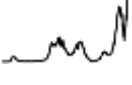
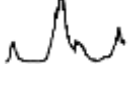
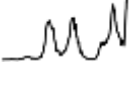



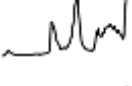











Alongside political initiatives which are throwing away proven measure to control the pandemic, there is the reality with Omicron variant that primary health care, social care and occupational health services are not coping across Europe, We urge governments to invest in additional measures to support these services. Protection of our key service workers is a central concern.






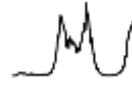
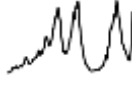










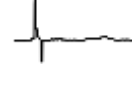








ASPHER supports the [VACCINE-plus approach](#) to pandemic control; or what we have called '[COVID-DO IT ALL](#)'. We recognize the importance of following [non-pharmacological interventions](#) as well as achieving a high level of vaccine uptake. Vaccine hesitancy still needs to be understood and addressed especially in Eastern parts of Europe. We need to protect frontline services, protect children and protect vulnerable people. Current political moves in Europe are adding to the likelihood of increased transmission, creating more pressures on services, more likelihood of additional sickness absence, economic damage and social disruption. The mindset of the 'pandemic is over' will have the dangerous impact of prolonging it.

Rolling 7-day average of latest daily newly confirmed coronavirus cases, deaths, and proportion of people fully vaccinated against COVID-19 in the countries of the WHO-Europe region ([data](#)).

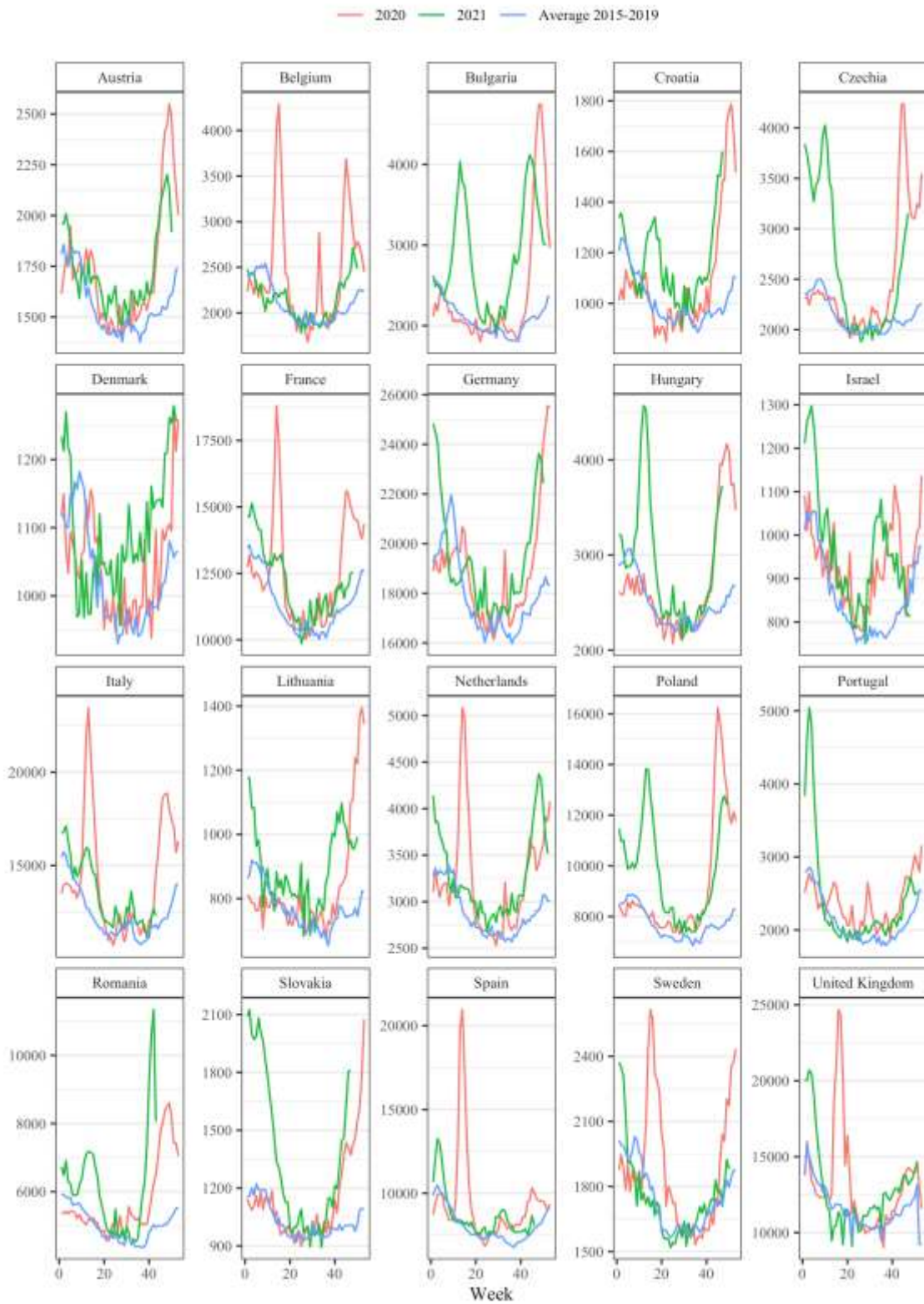
WHO Europe region	Rolling 7-day average of daily newly confirmed COVID-19 cases/million people	30-day trend in cases	Rolling 7-day average of daily newly confirmed deaths/million people	30-day trend in deaths	Share of the population fully vaccinated against COVID-19 (%)
Andorra	6,426.85		1.85		66.44
San Marino	4,717.10		0.00		63.78
Israel	4,444.36		0.75		64.80
Denmark	4,327.19		2.73		80.68
France	4,184.60		2.68		75.28
Ireland	3,776.17		2.38		77.37
Portugal	3,467.95		2.82		90.16
Iceland	3,271.30		1.94		77.31
Cyprus	3,240.10		3.67		69.28
Slovenia	3,095.03		2.96		57.90

WHO Europe region	Rolling 7-day average of daily newly confirmed COVID-19 cases/million people	30-day trend in cases	Rolling 7-day average of daily newly confirmed deaths/million people	30-day trend in deaths	Share of the population fully vaccinated against COVID-19 (%)
Switzerland	3,072.84		2.10		67.53
Spain	2,955.85		2.62		81.66
Italy	2,924.84		5.03		75.21
Montenegro	2,886.71		7.05		43.91
Monaco	2,711.10		7.23		58.98
Luxembourg	2,638.79		1.80		67.69
Belgium	2,425.44		1.76		75.95
Sweden	2,020.68		1.91		73.50
Netherlands	2,014.38		0.58		71.52
Greece	1,988.05		8.38		69.23
Serbia	1,863.75		3.37		47.04
Croatia	1,807.70		8.37		53.52
Austria	1,723.20		1.06		73.65
Finland	1,689.38		2.21		75.09

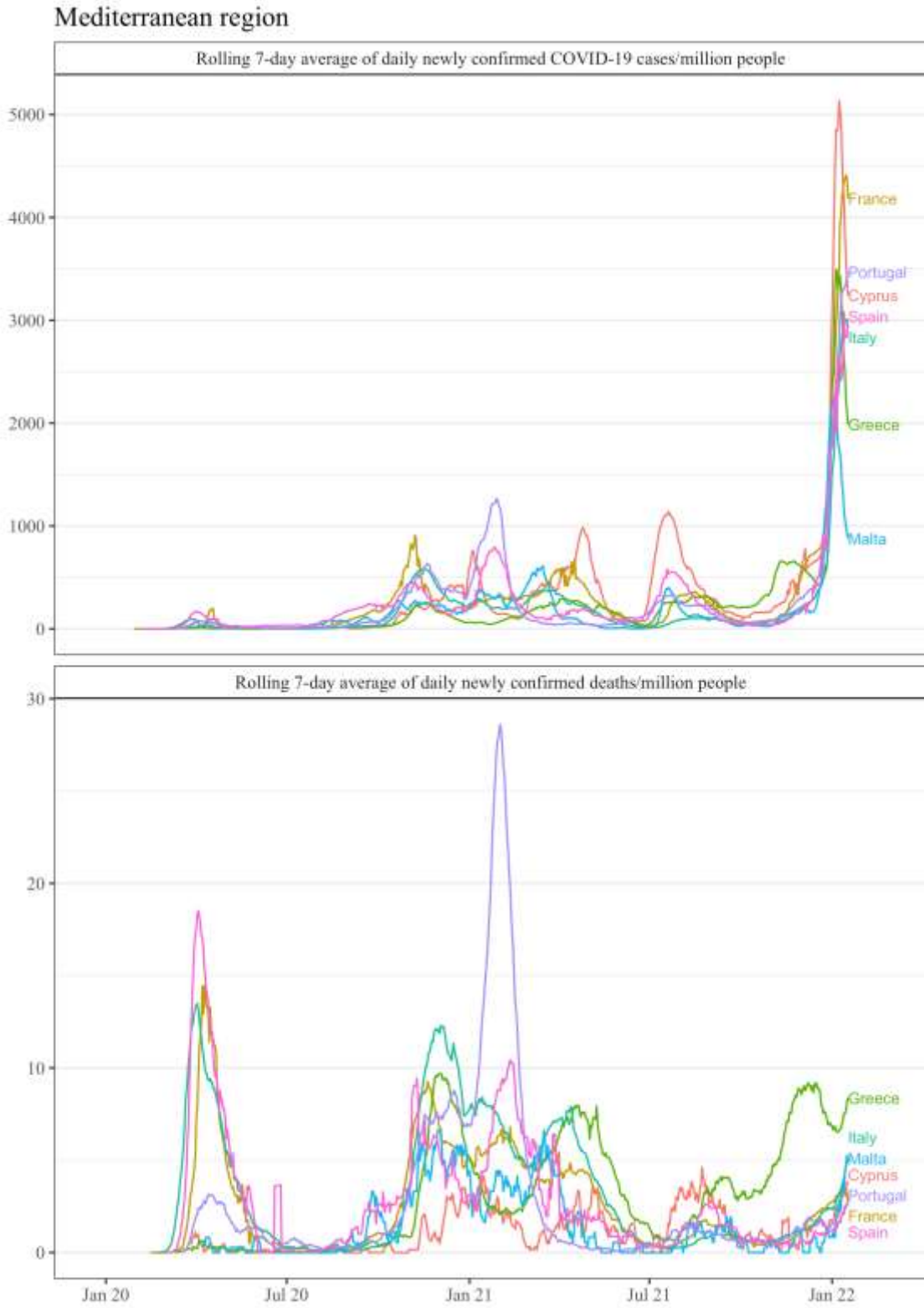
WHO Europe region	Rolling 7-day average of daily newly confirmed COVID-19 cases/million people	30-day trend in cases	Rolling 7-day average of daily newly confirmed deaths/million people	30-day trend in deaths	Share of the population fully vaccinated against COVID-19 (%)
Estonia	1,662.73		3.02		62.17
United Kingdom	1,446.84		3.87		70.32
Lithuania	1,399.97		5.63		68.79
Georgia	1,310.77		9.44		30.04
Czechia	970.39		3.33		62.80
Germany	908.89		2.93		72.17
Bulgaria	899.52		11.91		28.49
Malta	878.84		4.98		85.27
Turkey	803.58		1.81		61.33
North Macedonia	762.83		5.01		39.22
Hungary	750.62		8.30		62.93
Bosnia and Herzegovina	661.22		8.58		22.08
Albania	654.73		1.49		38.66
Slovakia	544.72		9.50		47.99

WHO Europe region	Rolling 7-day average of daily newly confirmed COVID-19 cases/million people	30-day trend in cases	Rolling 7-day average of daily newly confirmed deaths/million people	30-day trend in deaths	Share of the population fully vaccinated against COVID-19 (%)
Kazakhstan	540.62		0.26		45.38
Romania	469.81		1.72		41.39
Poland	387.40		9.63		56.71
Moldova	346.38		2.56		24.84
Kosovo	316.56		0.24		44.67
Ukraine	185.72		3.75		32.96
Russia	162.68		4.88		47.11
Belarus	122.59		1.69		39.38
Kyrgyzstan	94.89		0.30		15.39
Armenia	86.83		0.77		24.95
Azerbaijan	63.19		1.01		46.11
Uzbekistan	22.70		0.09		36.66
Tajikistan	0.00		0.00		31.27

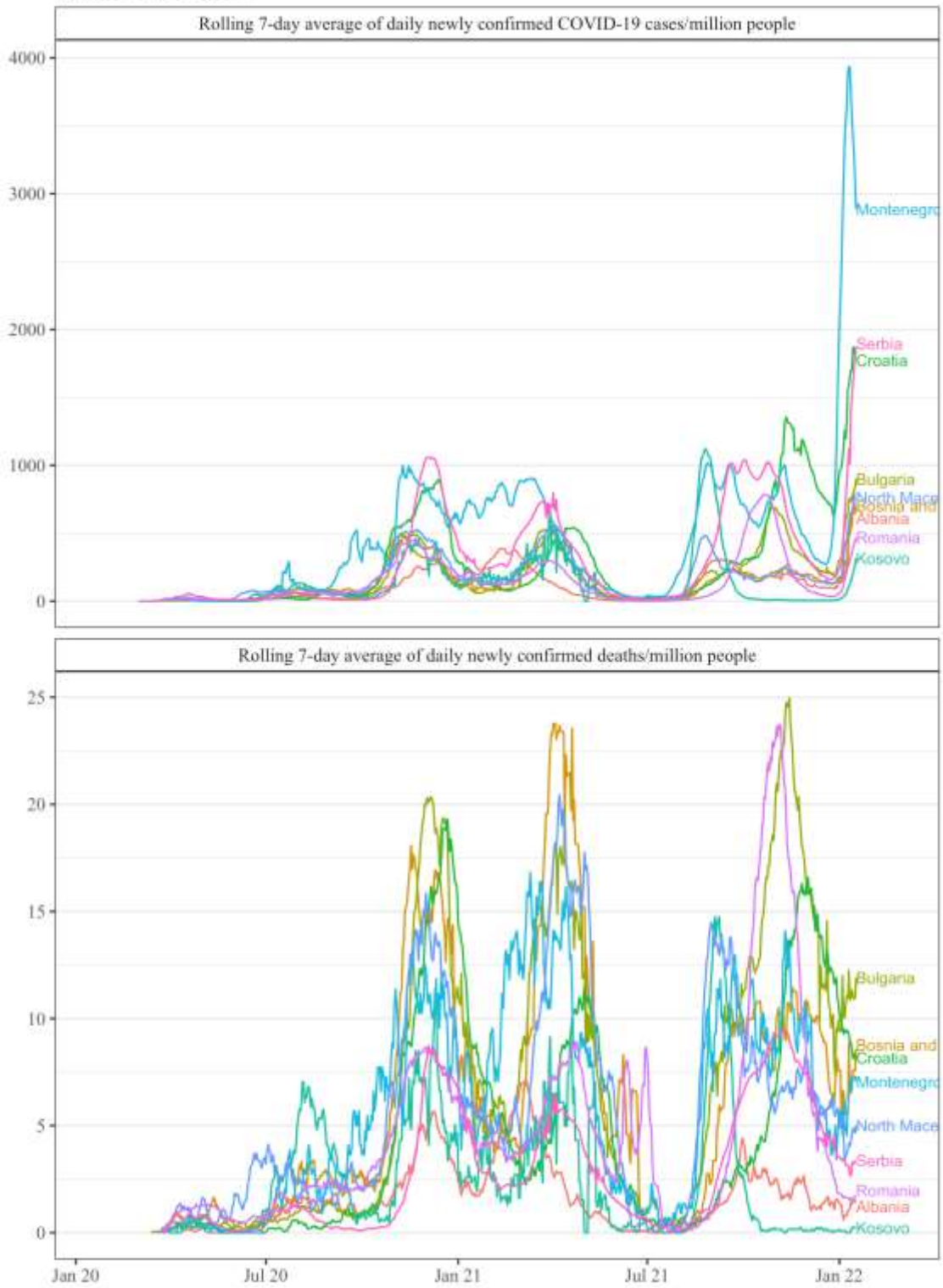
Weekly deaths in 2021 and 2020 compared to the average in 2015-2019 in selected countries ([data](#)).



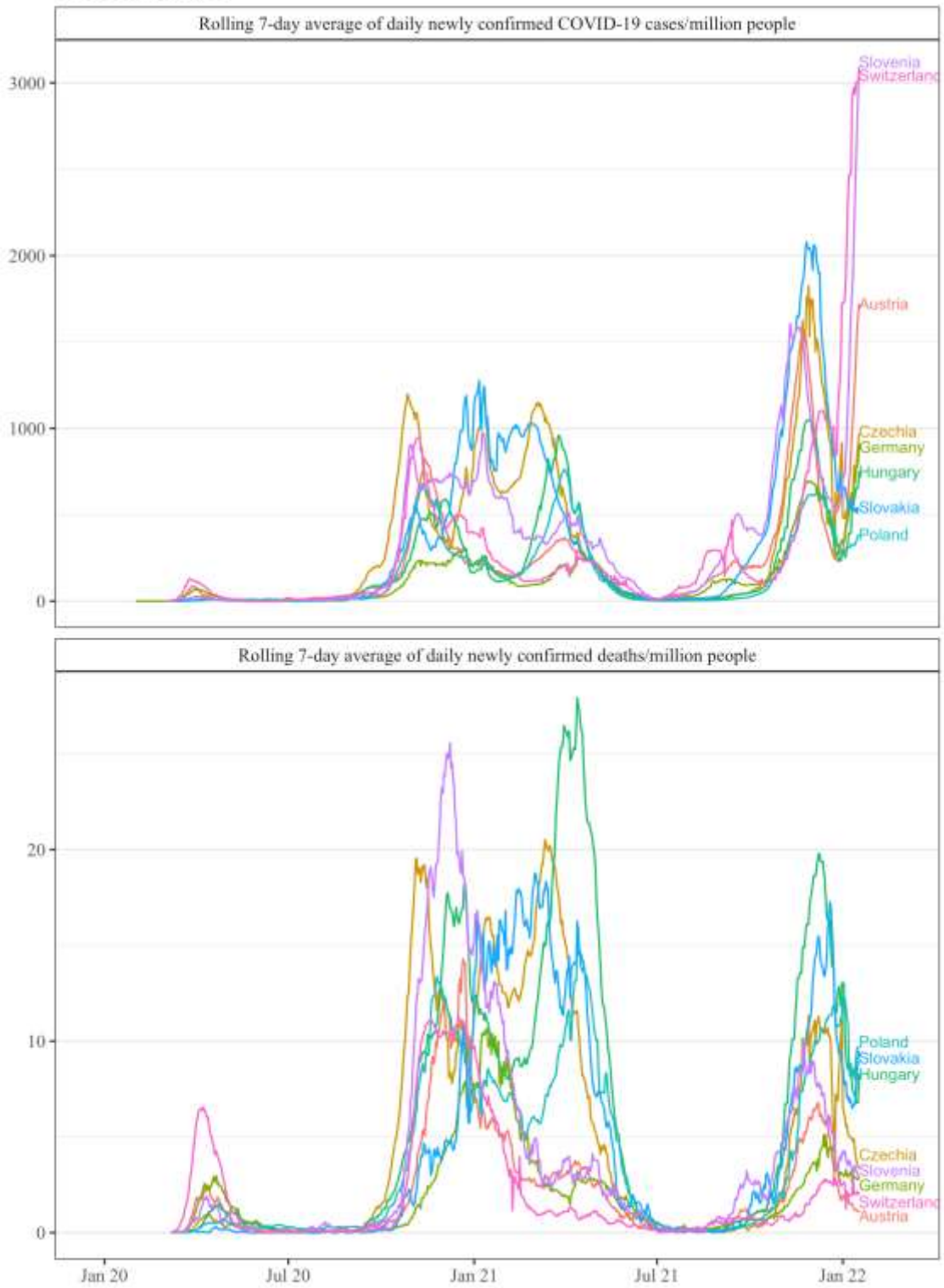
Rolling 7-day average of daily new confirmed COVID-19 cases and daily new confirmed COVID-19 deaths in sub-regions of Europe ([data](#)).



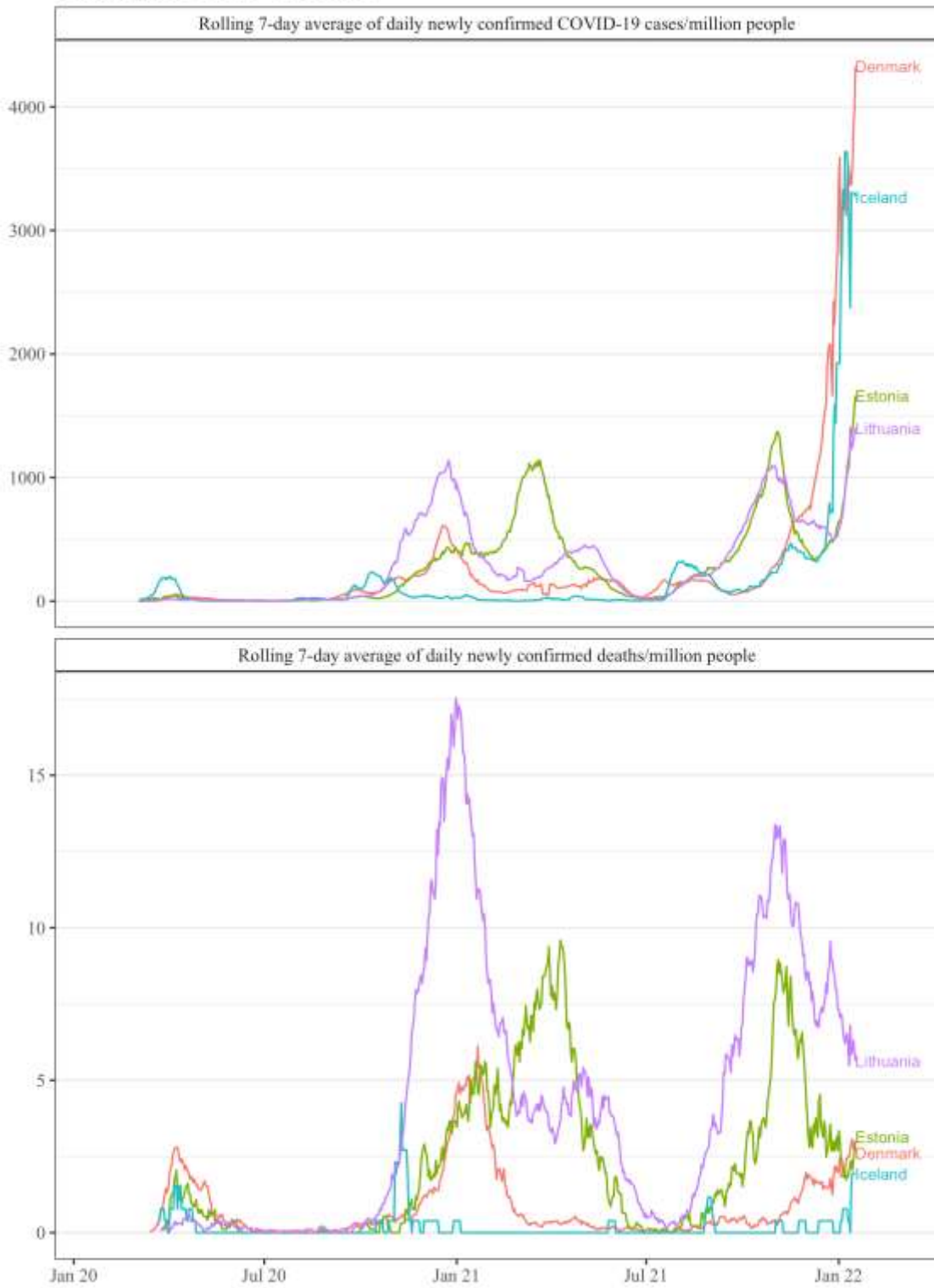
South-East region



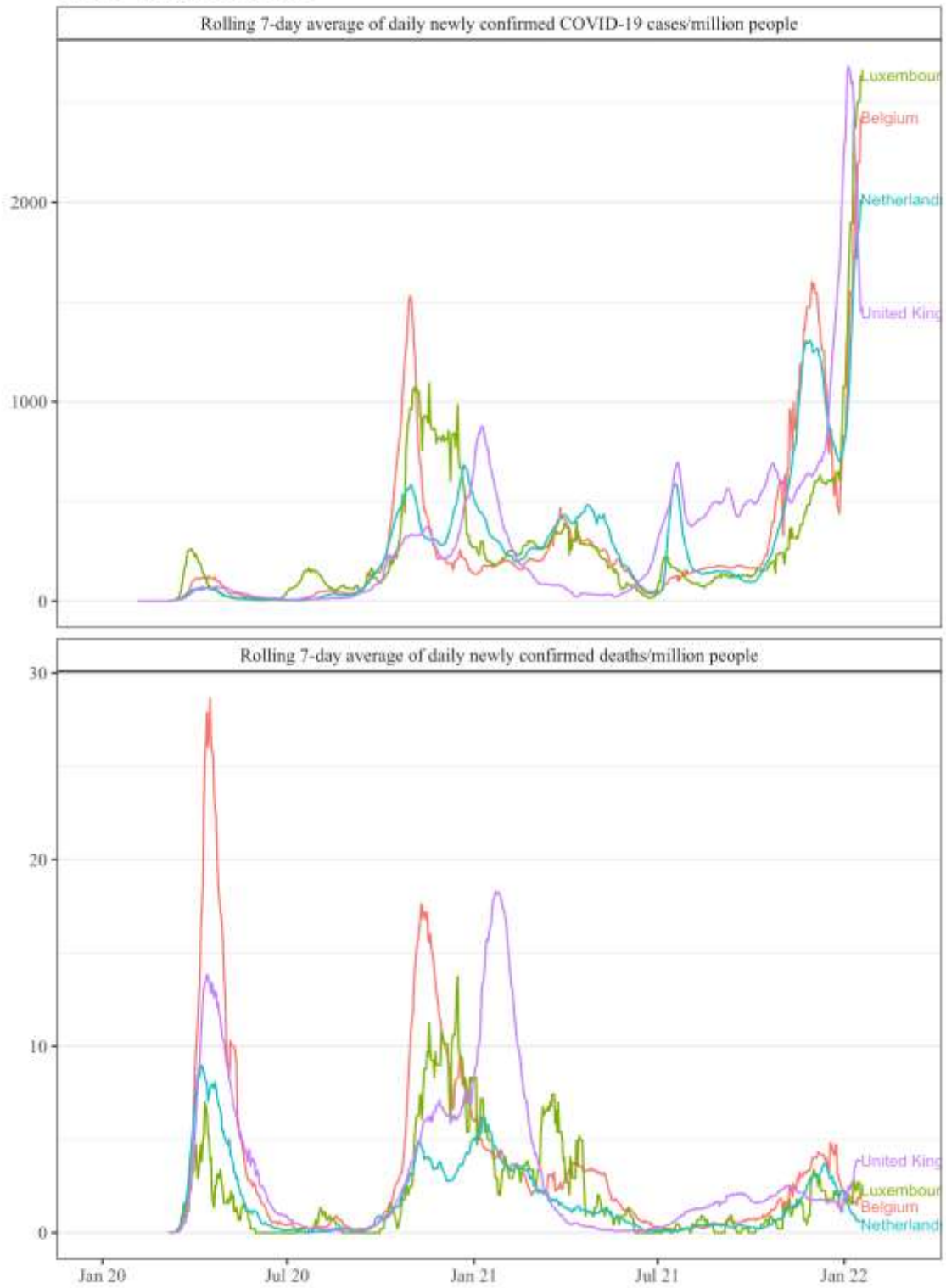
Central Europe



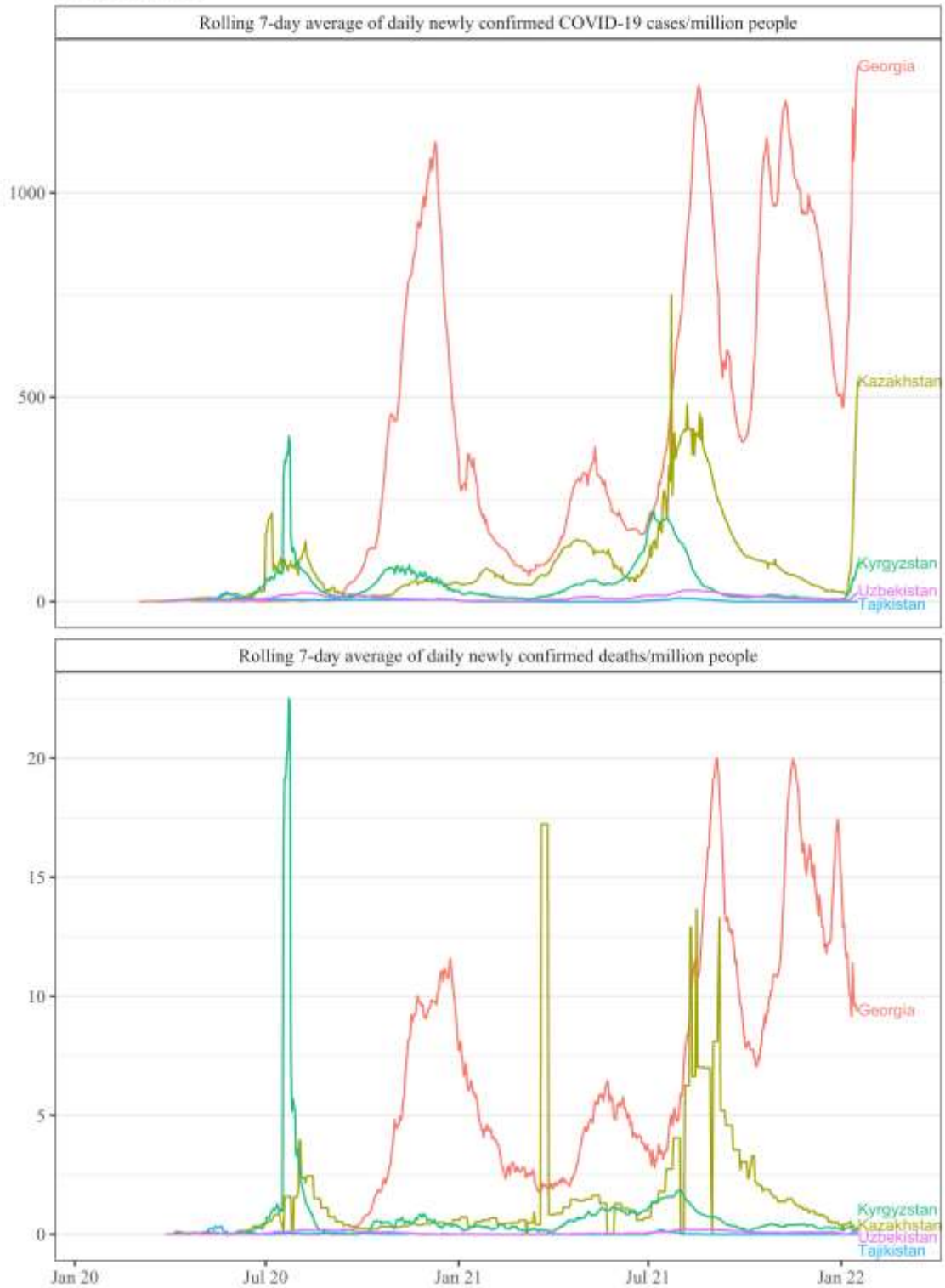
Baltics and Nordic Countries



North-Western Europe



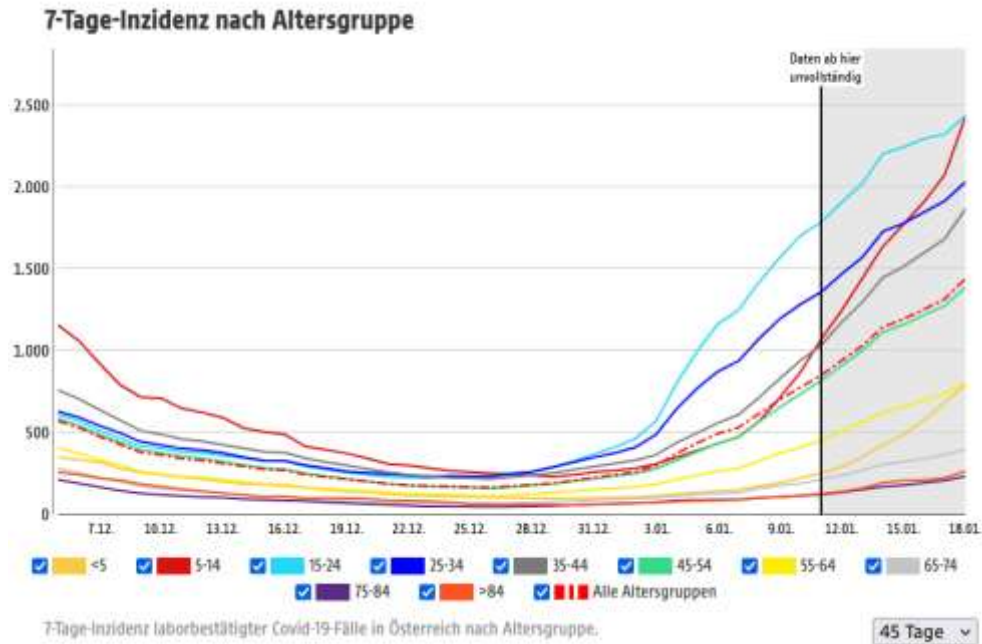
Central Asia



Additional country-specific reports

Austria

The graph below showing the potential impact of return to school together with lower vaccination rates among the younger age groups and starting again the 2-weekly PCR testing in schools in Austria. ([link](#))



Czech Republic

From 12 Jan 2022 to 18 Jan 2022, 101.646 new positive cases of covid-19 were notified in the Czech Republic. As of today, 20 Jan 2022, 1.635 patients are hospitalised and among them 252 are in ICU. This week, testing in companies started and this could influence the steep rise of new positive cases. At the same time hospitalisation rates don't reflect this tendency. Detection of omicron VOC by discriminative RT-PCR raised in this period from 66% to 84%. Measures except an extensive testing of all employees in all companies (twice a week, on Monday and Thursday), starting on Monday 17 Jan 2022, and schools, did not change.

France

The incidence rate has been rising steadily since mid-October and has just passed the 3,000 cases per 100,000 population mark. The positivity rate has also increased by 20%. The testing rate, which is still very high (more than 12,700 per 100,000 inhabitants), is continuing to decrease slightly. The virus is circulating very actively throughout the country and in all age groups. The occupancy rate of critical care beds by COVID+ patients exceeds 75% at the national level but seems to be starting to fall slightly.

Scotland

The current mandates include:

- Masks and working at home, the latter at least until early February.
- Lateral flow tests before attending events or visiting crowded places.
- Vaccine passes are required for large events, indoor gatherings, and late-night places serving alcohol and must be reported.
- Participant limits on events will be removed.
- Night clubs are reopening (though many planned events have been cancelled)

Trust in government rests at 66% and about 50% surveyed report being lonely. ([link](#))

R_0 remains 1.2-1.5. 27% care homes have cases of COVID. Cases have reduced from a 7-day average of 16,220 for in the week ending on January 4th compared to 10,833 for the week ending Jan 12th. 132 deaths have been reported during January 10th to 16th. 141 hospitalisations per day have been reported on January 6th (compared to 185.9 April 6th, 2020). 25% have reported not contacting their general practitioner for non-covid concerns.

On January 13th, the Scottish Government and Public Health Scotland began reporting on the number of people with a Covid-19 infection confirmed by either a PCR or first LFD positive test, which will be presented as ‘experimental statistics’. These new experimental statistics give us a way to capture both the PCR and LFD positive cases. The experimental statistics can be found on the daily data webpage [here](#).

Children aged 5-11 with underlying health issues can now be immunised. The vaccination rates remain very low in persons under 30: 72.4% of those older than 18 have had 3 doses, but only 40.4% of those aged 18-29 years.

Spain

The sixth wave of the coronavirus in Spain is starting to show the first symptoms of slowing down. After explosive growth during the Christmas holiday season, the latest data from the Ministry of Health shows that today we have a decrease of the 14-day cumulative incidence, and it seems that we may have reached the peak. But public health specialists insist that we must maintain preventive measures and support the health system and in particular primary health care.